

2022 TILLMAN COUNTY ASSESSOR'S OFFICE REPORT TO THE EXCISE BOARD

07/26/2022

City/Village									
DISTRICT	DESCRIPTION	PERSONAL PROPERTY	REAL PROPERTY	PUBLIC SERVICE	TOTAL VALUATION	HOMESTEAD EXEMPTIONS	OTHER EXEMPTIONS	NET VALUATION	
T01	Frederick City	1,868,279	9,692,088	1,686,430	13,246,797	852,221	177,851	12,216,725	
T02	Grandfield City	223,133	2,227,115	522,842	2,973,090	201,428	64,781	2,706,881	
T03	Tipton City	286,407	1,907,628	422,046	2,616,081	198,316	60,113	2,357,652	
T04	Davidson City	224,158	538,598	190,139	952,895	83,456	5,598	863,841	
T05	Manitou City	14,982	298,487	215,923	529,392	43,543	6,829	479,020	
T06	Hollister C-158	0	32,546	1,978	34,524	4,000	0	30,524	
T07	HOLLISTER C-132	1,782	61,525	79,246	142,553	4,960	3,734	133,859	
T08	Loveland City	6,421	27,334	243	33,998	3,000	0	30,998	
CITY/VILLAGE TOTAL VALUATION		2,625,162	14,785,321	3,118,847	20,529,330	1,390,924	318,906	18,819,500	
County									
DISTRICT	DESCRIPTION	PERSONAL PROPERTY	REAL PROPERTY	PUBLIC SERVICE	TOTAL VALUATION	HOMESTEAD EXEMPTIONS	OTHER EXEMPTIONS	NET VALUATION	
C001	Tillman County General	11,758,771	35,142,050	10,001,135	56,901,956	1,727,549	538,482	54,635,925	
COUNTY TOTAL VALUATION		11,758,771	35,142,050	10,001,135	56,901,956	1,727,549	538,482	54,635,925	
Other									
DISTRICT	DESCRIPTION	PERSONAL PROPERTY	REAL PROPERTY	PUBLIC SERVICE	TOTAL VALUATION	HOMESTEAD EXEMPTIONS	OTHER EXEMPTIONS	NET VALUATION	
EMS	EMS	11,758,771	35,142,050	10,001,135	56,901,956	1,727,549	538,482	54,635,925	
OTHER TOTAL VALUATION		11,758,771	35,142,050	10,001,135	56,901,956	1,727,549	538,482	54,635,925	
School									
DISTRICT	DESCRIPTION	PERSONAL PROPERTY	REAL PROPERTY	PUBLIC SERVICE	TOTAL VALUATION	HOMESTEAD EXEMPTIONS	OTHER EXEMPTIONS	NET VALUATION	
132-Chat	132-Chatanooga	908,915	2,735,494	273,654	3,918,063	60,960	22,703	3,834,400	
158-Fred	158-Frederick	7,107,521	16,483,594	3,562,528	27,153,643	963,221	260,823	25,929,599	
2-Comanc	2-Comanche	3,758	147,011	1,992	152,761	5,000	0	147,761	
249-Gran	249-Grandfield	1,177,809	5,354,333	1,026,539	7,558,781	253,428	76,117	7,229,236	
333-Cott	333-Cotton	0	113,783	4,214	117,997	1,000	0	116,997	
4-Kiowa	4-Kiowa	314,693	1,063,699	840,079	2,218,471	18,500	38,959	2,161,012	
8-Tipton	8-Tipton	1,215,143	6,010,530	2,431,567	9,657,240	302,984	130,068	9,224,188	

2022 TILLMAN COUNTY ASSESSOR'S OFFICE REPORT TO THE EXCISE BOARD

07/26/2022

9-Davids 9-Davidson 1,030,932 3,233,606 1,860,462 6,125,000 122,456 9,812 5,992,732

SCHOOL TOTAL VALUATION 11,758,771 35,142,050 10,001,135 56,901,956 1,727,549 538,482 54,635,925

		Vo-Tech						
DISTRICT	DESCRIPTION	PERSONAL PROPERTY	REAL PROPERTY	PUBLIC SERVICE	TOTAL VALUATION	HOMESTEAD EXEMPTIONS	OTHER EXEMPTIONS	NET VALUATION
VOTECH9	VOTECH #9	11,758,771	35,142,050	10,001,135	56,901,956	1,727,549	538,482	54,635,925
VO-TECH TOTAL VALUATION		11,758,771	35,142,050	10,001,135	56,901,956	1,727,549	538,482	54,635,925

I, MATTHEW SMITH, Assessor of Tillman County Oklahoma, do hereby certify that the foregoing is a true and correct statement of valuations for Real Estate, Personal Property, Public Service and Homestead Exemptions as certified by the State Board of Equalization and shown by the records in the County Assessor's office. Subscribed by my name and affixed the seal of the County Assessors office on this day of 07/26/2022.

State of Oklahoma)
) SS
 Tillman County)

Matthew S. Smith

MATTHEW SMITH
 County Assessor
 Tillman County

I, CACY CALDWELL, County Clerk of Tillman County Oklahoma, do hereby certify that the above is a true, correct and complete list of the valuations of Tillman County Oklahoma as certified by the Tillman County Assessor's office.

Cacy Caldwell

CACY CALDWELL
 County Clerk
 Tillman County

Excise Board:

Edward Johnson

Matthew S. Smith


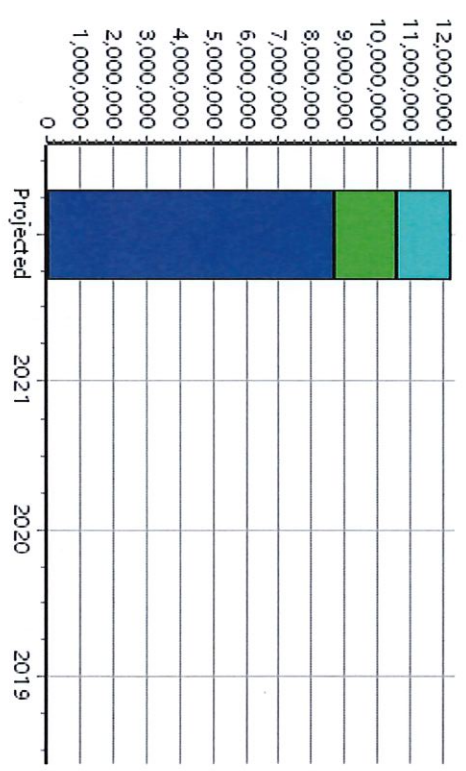
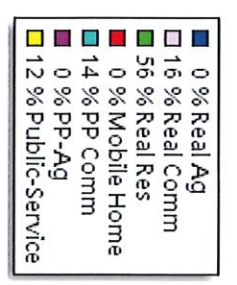
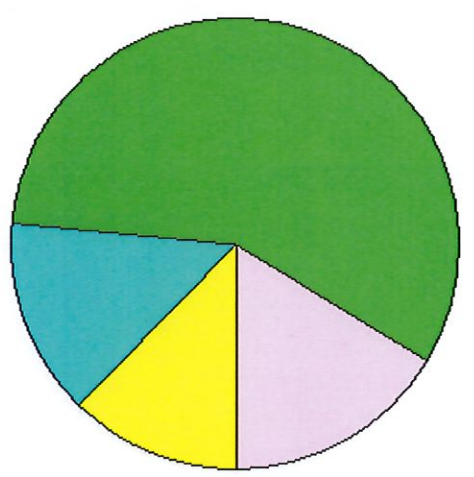
July 29 2022
 Date



Real	Count	Value
Agricultural	64	46,713
Commercial	284	2,127,246
Residential	2,273	7,518,129
Total Real Value	2,621	9,692,088
Homestead	835	852,221
Veteran	25	177,851
Other	0	0
Total Exempt	893	1,030,072
TIF Increment Value		
Net Assessed		8,662,016
Net Assessed Under Protest		
Senior Freeze	48	36,489
Capped Parcels	1,103	1,865,477
Personal	Count	Value
Agricultural	12	16,390
Commercial	147	1,851,187
Mobile Home	1	702
Total Personal	160	1,868,279
Total Exempt	0	0
TIF Increment Value		
Net Assessed		1,868,279
Net Assessed Under Protest		
Public Service	Count	Value
Total PS Value	13	1,686,430
TIF Increment Value		
Net Assessed		1,686,430

District Totals	
Total Gross Value	13,246,797
Homestead Loss	852,221
Other Exemption Loss	177,851
TIF Increment Value	
Retained TIF Value	
Net Assessed Value	12,216,725

Net Assessed Under Protest
 * Public Service Protests Values are not included on this report.

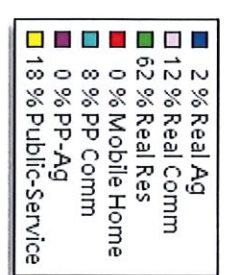
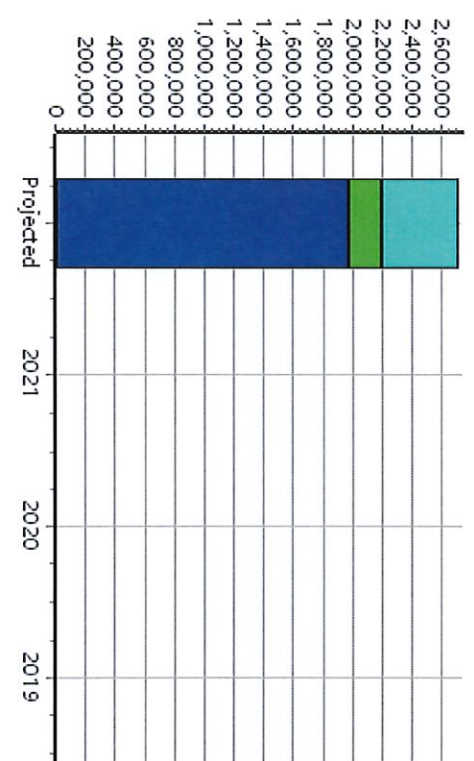
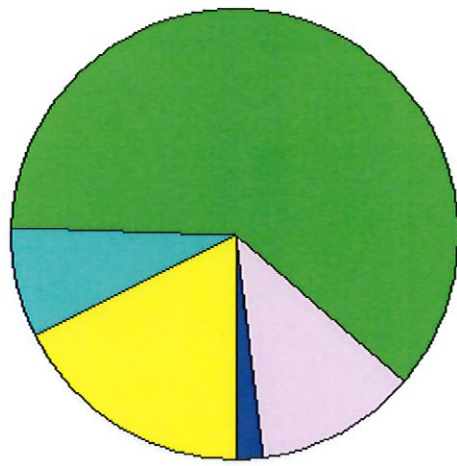


Real	Count	Value
Agricultural	30	41,197
Commercial	81	336,952
Residential	670	1,848,966
Total Real Value	781	2,227,115
Homestead	198	201,428
Veteran	12	64,781
Other	0	0
Total Exempt	217	266,209
TIF Increment Value		
Net Assessed		1,960,906
Net Assessed Under Protest		
Senior Freeze	17	15,630
Capped Parcels	203	423,642

Personal	Count	Value
Agricultural	2	396
Commercial	26	210,591
Mobile Home	6	12,146
Total Personal	34	223,133
Total Exempt	0	0
TIF Increment Value		
Net Assessed		223,133
Net Assessed Under Protest		
Public Service	Count	Value
Total PS Value	9	522,842
TIF Increment Value		
Net Assessed		522,842

District Totals	Value
Total Gross Value	2,973,090
Homestead Loss	201,428
Other Exemption Loss	64,781
TIF Increment Value	
Retained TIF Value	
Net Assessed Value	2,706,881
Net Assessed Under Protest	

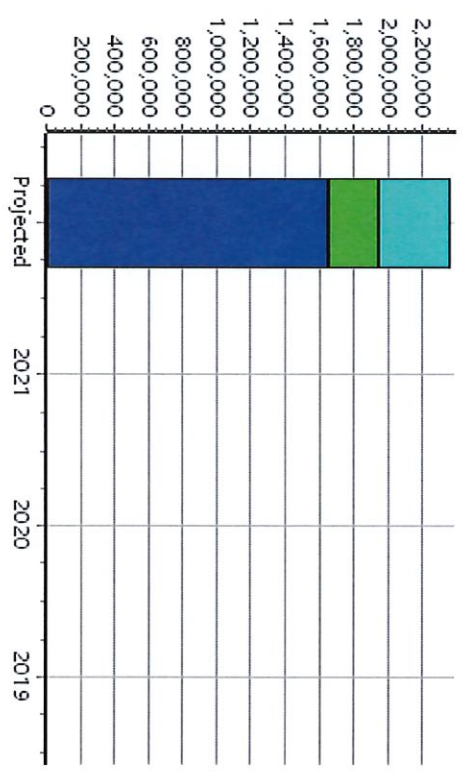
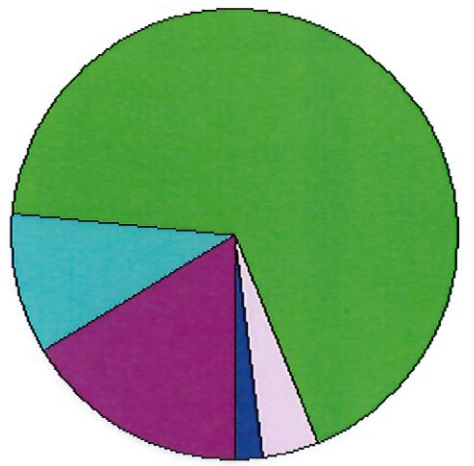
* Public Service Protests Values are not included on this report.



Real	Count	Value
Agricultural	22	53,291
Commercial	56	105,091
Residential	540	1,749,246
Total Real Value	618	1,907,628
Homestead	186	198,316
Veteran	10	60,113
Other	0	0
Total Exempt	211	258,429
TIF Increment Value		
Net Assessed		1,649,199
Net Assessed Under Protest		
Senior Freeze	20	9,305
Capped Parcels	190	414,992
Personal	Count	Value
Agricultural	0	0
Commercial	22	280,994
Mobile Home	3	5,413
Total Personal	25	286,407
Total Exempt	0	0
TIF Increment Value		
Net Assessed		286,407
Net Assessed Under Protest		
Public Service	Count	Value
Total PS Value	10	422,046
TIF Increment Value		
Net Assessed		422,046

District Totals	
Total Gross Value	2,616,081
Homestead Loss	198,316
Other Exemption Loss	60,113
TIF Increment Value	
Retained TIF Value	
Net Assessed Value	2,357,652

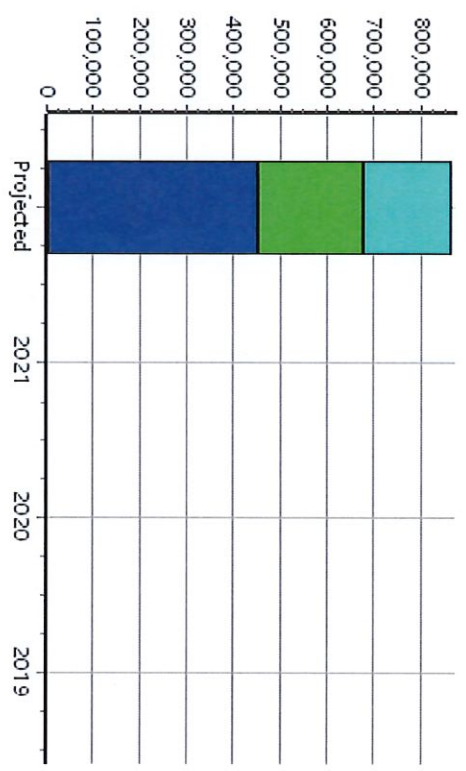
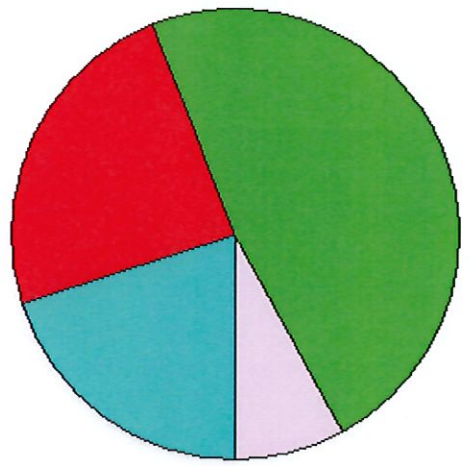
Net Assessed Under Protest
 * Public Service Protests Values are not included on this report.



Real	Count	Value
Agricultural	10	5,865
Commercial	23	77,380
Residential	232	455,353
Total Real Value	265	538,598
Homestead	82	83,456
Veteran	2	5,598
Other	0	0
Total Exempt	88	89,054
TIF Increment Value		
Net Assessed		449,544
Net Assessed Under Protest		
Senior Freeze	5	7,039
Capped Parcels	105	50,445
Personal	Count	Value
Agricultural	0	0
Commercial	12	224,158
Mobile Home	0	0
Total Personal	12	224,158
Total Exempt	0	0
TIF Increment Value		
Net Assessed		224,158
Net Assessed Under Protest		
Public Service	Count	Value
Total PS Value	8	190,139
TIF Increment Value		
Net Assessed		190,139

District Totals	
Total Gross Value	952,895
Homestead Loss	83,456
Other Exemption Loss	5,598
TIF Increment Value	
Retained TIF Value	
Net Assessed Value	863,841

Net Assessed Under Protest
 * Public Service Protests Values are not included on this report.



Real	Count	Value
Agricultural	0	0
Commercial	6	4,588
Residential	198	293,899
Total Real Value	204	298,487
Homestead	42	43,543
Veteran	1	6,829
Other	0	0
Total Exempt	46	50,372

TIF Increment Value

Net Assessed 248,115

Net Assessed Under Protest

Senior Freeze	3	2,563
Capped Parcels	132	66,154

Personal	Count	Value
Agricultural	1	1,745
Commercial	7	5,321
Mobile Home	2	7,916
Total Personal	10	14,982
Total Exempt	0	0

TIF Increment Value

Net Assessed 14,982

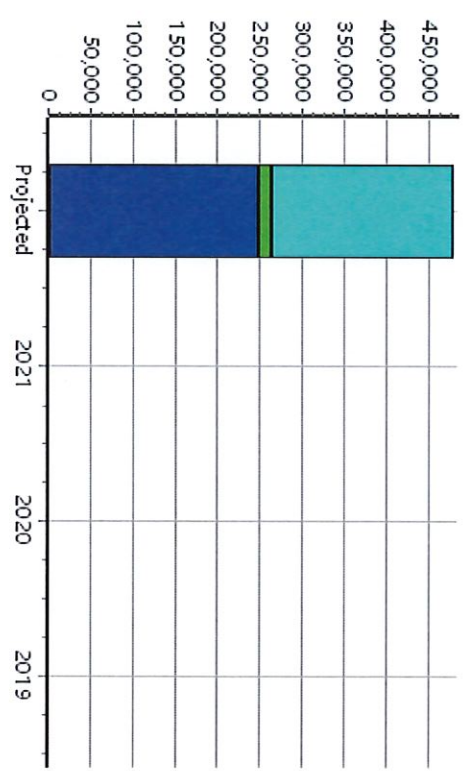
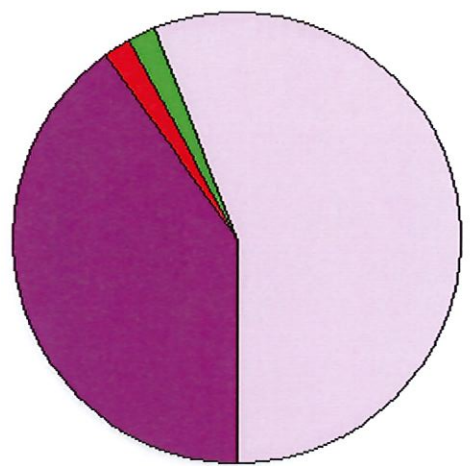
Net Assessed Under Protest

Public Service	Count	Value
Total PS Value	6	215,923
TIF Increment Value		
Net Assessed		215,923

District Totals	Count	Value
Total Gross Value		529,392
Homestead Loss		43,543
Other Exemption Loss		6,829
TIF Increment Value		
Retained TIF Value		
Net Assessed Value		479,020

Net Assessed Under Protest

* Public Service Protests Values are not included on this report.



Real	Count	Value
Agricultural	18	3,019
Commercial	1	89
Residential	28	29,438
Total Real Value	47	32,546
Homestead	4	4,000
Veteran	0	0
Other	0	0
Total Exempt	4	4,000

TIF Increment Value

Net Assessed 28,546

Net Assessed Under Protest

Senior Freeze 0

Capped Parcels 15 1,630

Personal	Count	Value
Agricultural	0	0
Commercial	0	0
Mobile Home	0	0
Total Personal	0	0
Total Exempt	0	0

TIF Increment Value

Net Assessed 0

Net Assessed Under Protest

Public Service	Count	Value
Total PS Value	1	1,978

TIF Increment Value

Net Assessed 1,978

District Totals	Count	Value
Total Gross Value		34,524
Homestead Loss		4,000
Other Exemption Loss		0

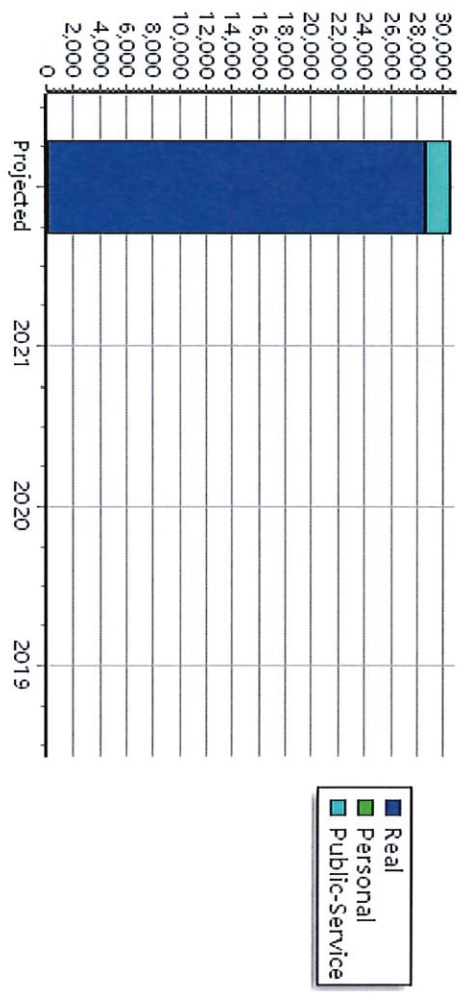
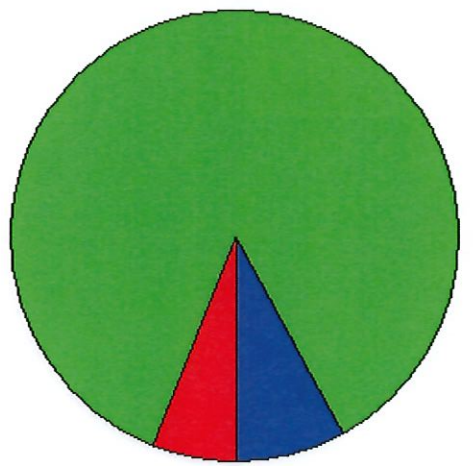
TIF Increment Value

Retained TIF Value

Net Assessed Value 30,524

Net Assessed Under Protest

* Public Service Proteasis Values are not included on this report.



Real	Count	Value
Agricultural	19	3,040
Commercial	6	22,678
Residential	33	35,807
Total Real Value	58	61,525
Homestead	5	4,960
Veteran	1	3,734
Other	0	0
Total Exempt	6	8,694

TIF Increment Value

Net Assessed 52,831

Net Assessed Under Protest

Senior Freeze	0	0
Capped Parcels	26	9,573

Personal	Count	Value
Agricultural	0	0
Commercial	0	0
Mobile Home	1	1,782
Total Personal	1	1,782
Total Exempt	0	0

TIF Increment Value

Net Assessed 1,782

Net Assessed Under Protest

Public Service	Count	Value
Total PS Value	3	79,246

TIF Increment Value

Net Assessed 79,246

District Totals	Count	Value
Total Gross Value		142,553
Homestead Loss		4,960
Other Exemption Loss		3,734

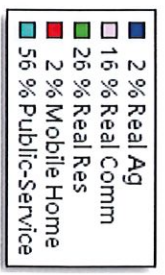
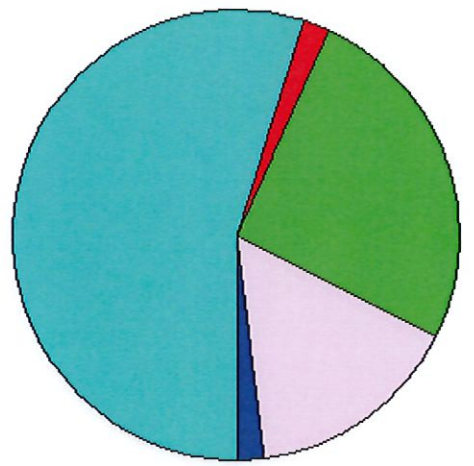
TIF Increment Value

Retained TIF Value

Net Assessed Value 133,859

Net Assessed Under Protest

* Public Service Protests Values are not included on this report.



Real	Count	Value
Agricultural	112	5,958
Commercial	3	190
Residential	18	21,186
Total Real Value	133	27,334
Homestead	3	3,000
Veteran	0	0
Other	0	0
Total Exempt	3	3,000

TIF Increment Value

Net Assessed 24,334

Net Assessed Under Protest

Senior Freeze	0	0
Capped Parcels	22	4,591

Personal	Count	Value
Agricultural	1	1,728
Commercial	1	4,693
Mobile Home	0	0
Total Personal	2	6,421
Total Exempt	0	0

TIF Increment Value

Net Assessed 6,421

Net Assessed Under Protest

Public Service	Count	Value
Total PS Value	1	243

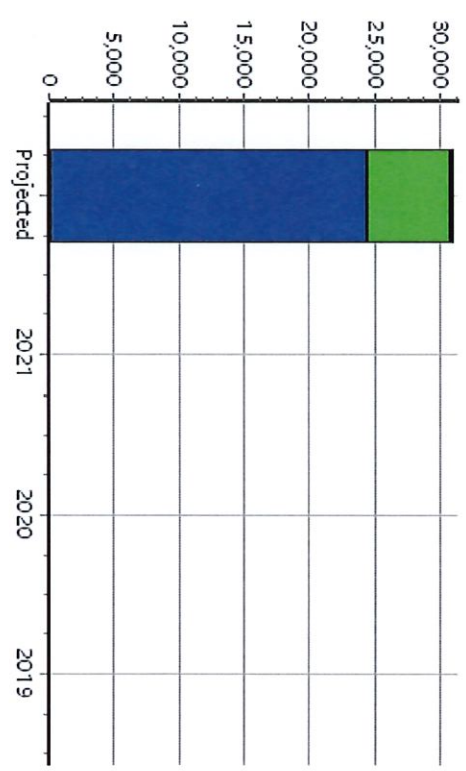
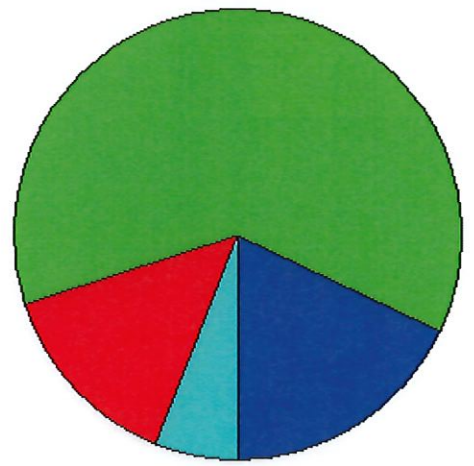
TIF Increment Value

Net Assessed 243

District Totals	Count	Value
Total Gross Value		33,998
Homestead Loss		3,000
Other Exemption Loss		0
TIF Increment Value		
Retained TIF Value		
Net Assessed Value		30,998

Net Assessed Under Protest

* Public Service Protests Values are not included on this report.



Real	Count	Value
------	-------	-------

Agricultural	4,852	16,892,542
Commercial	502	3,075,264
Residential	4,370	15,174,244
Total Real Value	9,724	35,142,050
Homestead	1,691	1,727,549
Veteran	69	538,482
Other	0	0
Total Exempt	1,824	2,266,031

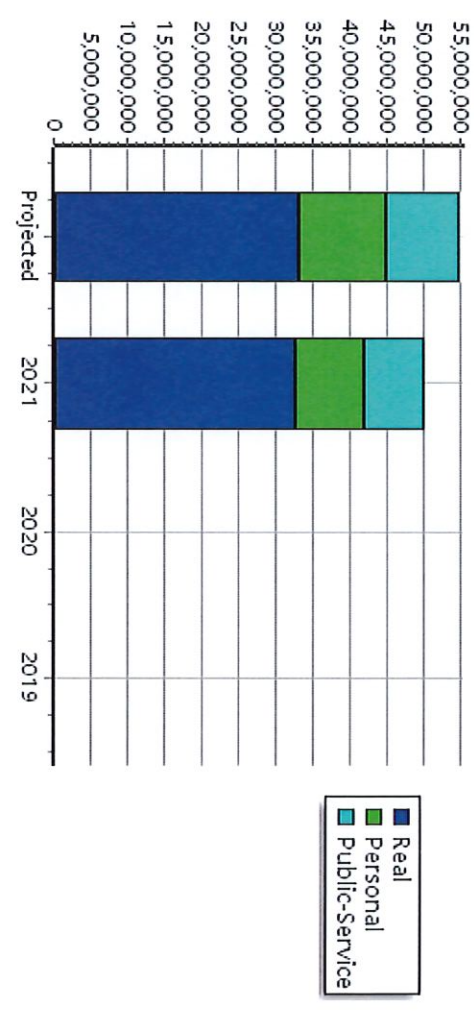
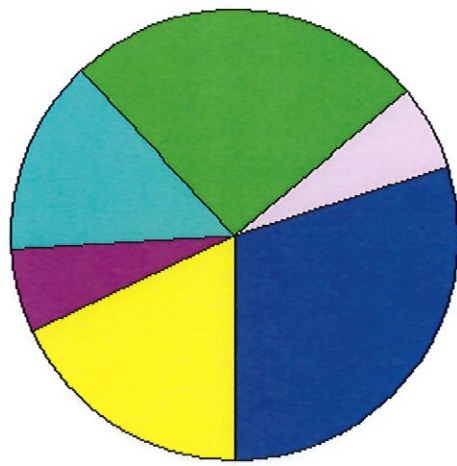
TIF Increment Value		
Net Assessed		32,876,019

Net Assessed Under Protest		
Senior Freeze	104	86,954
Capped Parcels	2,519	4,212,821

Personal	Count	Value
Agricultural	428	3,964,363
Commercial	347	7,744,113
Mobile Home	35	54,804
Total Personal	810	11,763,280
Total Exempt	23	4,509
TIF Increment Value		
Net Assessed		11,758,771

Net Assessed Under Protest		
Public Service		
Total PS Value	110	10,001,135
TIF Increment Value		
Net Assessed		10,001,135

District Totals	Count	Value
Total Gross Value		56,906,465
Homestead Loss		1,727,549
Other Exemption Loss		542,991
TIF Increment Value		
Retained TIF Value		
Net Assessed Value		54,635,925



Net Assessed Under Protest
 * Public Service Protest Values are not included on this report.

Real	Count	Value
Agricultural	4,852	16,892,542
Commercial	502	3,075,264
Residential	4,370	15,174,244
Total Real Value	9,724	35,142,050
Homestead	1,691	1,727,549
Veteran	69	538,482
Other	0	0
Total Exempt	1,824	2,266,031

TIF Increment Value

Net Assessed 32,876,019

Net Assessed Under Protest

Senior Freeze 104 86,954

Capped Parcels 2,519 4,212,821

Personal

Agricultural 428 3,964,363

Commercial 347 7,744,113

Mobile Home 35 54,804

Total Personal 810 11,763,280

Total Exempt 23 4,509

TIF Increment Value

Net Assessed 11,758,771

Net Assessed Under Protest

Public Service	Count	Value
Total PS Value	110	10,001,135

TIF Increment Value

Net Assessed 10,001,135

District Totals

Total Gross Value 56,906,465

Homestead Loss 1,727,549

Other Exemption Loss 542,991

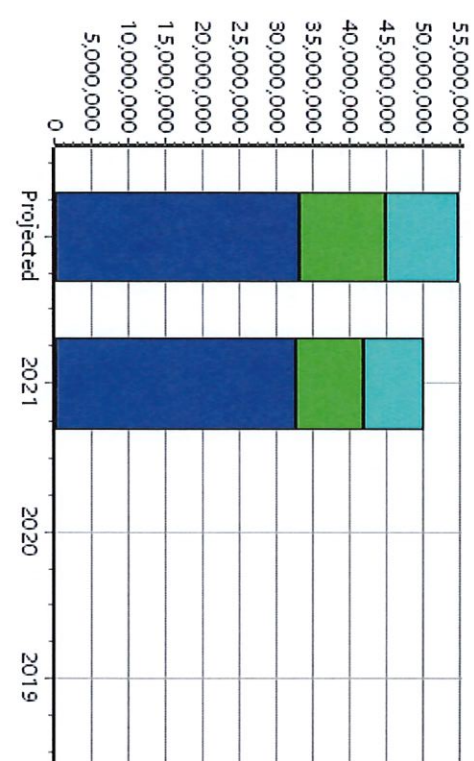
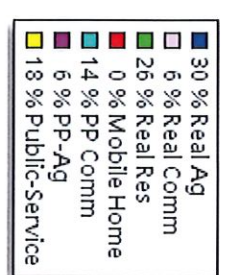
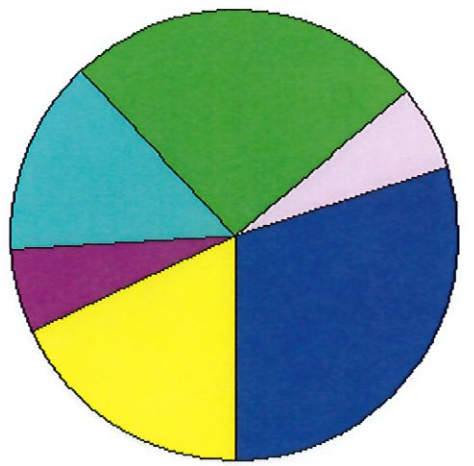
TIF Increment Value

Retained TIF Value

Net Assessed Value 54,635,925

Net Assessed Under Protest

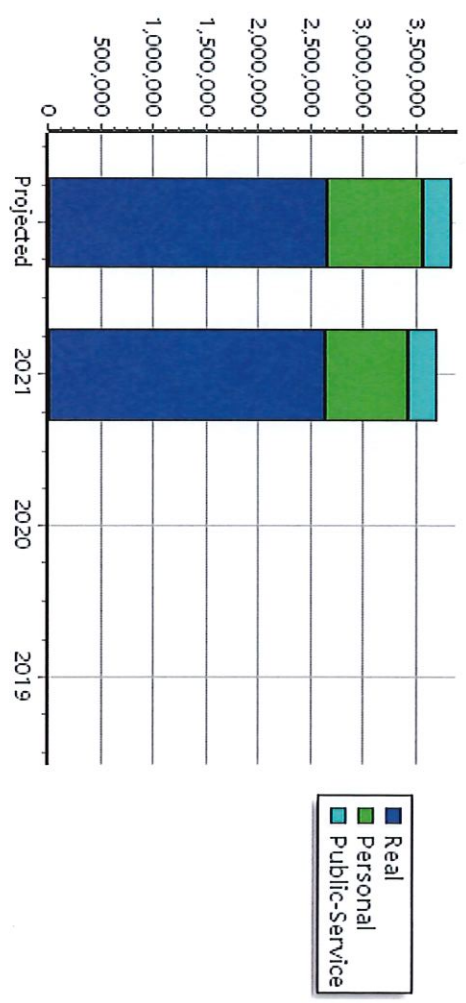
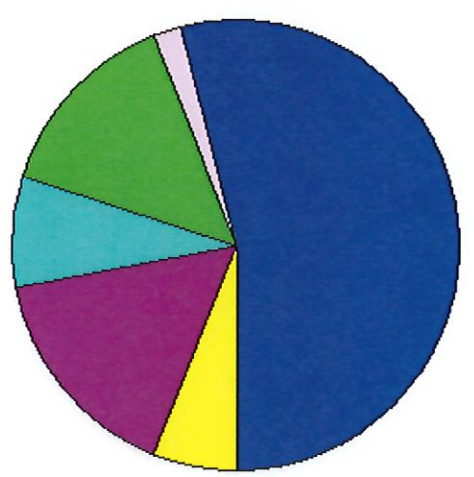
* Public Service Protests Values are not included on this report.



Real	Count	Value
Agricultural	584	2,130,565
Commercial	8	72,156
Residential	81	532,773
Total Real Value	673	2,735,494
Homestead	61	60,960
Veteran	3	22,703
Other	0	0
Total Exempt	64	83,663
TIF Increment Value		
Net Assessed		2,651,831
Net Assessed Under Protest		
Senior Freeze	1	741
Capped Parcels	148	188,545
Personal	Count	Value
Agricultural	45	628,294
Commercial	7	279,471
Mobile Home	2	1,950
Total Personal	54	909,715
Total Exempt	4	800
TIF Increment Value		
Net Assessed		908,915
Net Assessed Under Protest		
Public Service	Count	Value
Total PS Value	9	273,654
TIF Increment Value		
Net Assessed		273,654

District Totals	
Total Gross Value	3,918,863
Homestead Loss	60,960
Other Exemption Loss	23,503
TIF Increment Value	
Retained TIF Value	
Net Assessed Value	3,834,400

Net Assessed Under Protest
 * Public Service Proteests Values are not included on this report.



Real	Count	Value
Agricultural	1,253	5,188,597
Commercial	311	2,417,224
Residential	2,431	8,877,773
Total Real Value	3,995	16,483,594
Homestead	945	963,221
Veteran	31	260,823
Other	0	0
Total Exempt	1,010	1,224,044

TIF Increment Value
Net Assessed 15,259,550
Net Assessed Under Protest

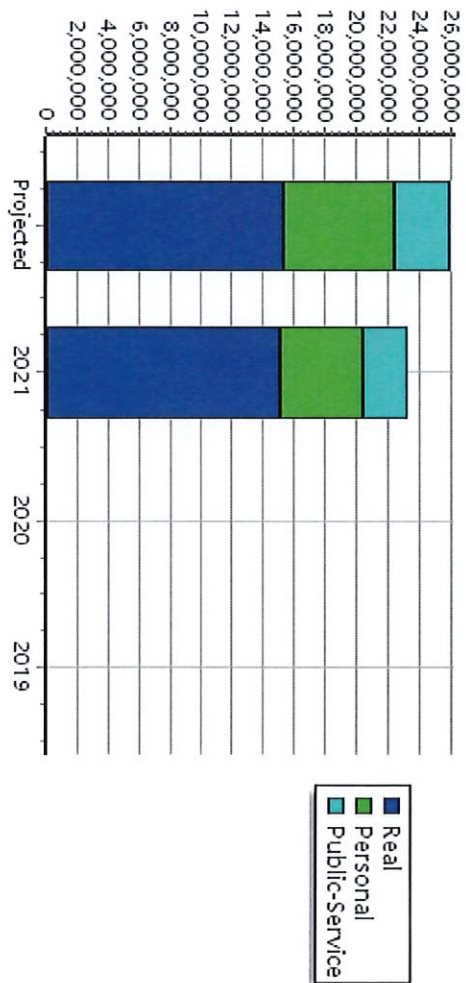
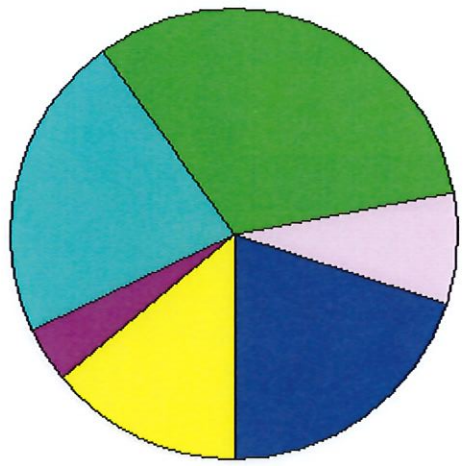
Senior Freeze 51 40,207
 Capped Parcels 1,253 2,364,778

Personal	Count	Value
Agricultural	186	1,176,115
Commercial	224	5,923,247
Mobile Home	6	8,559
Total Personal	416	7,107,921
Total Exempt	2	400
TIF Increment Value		
Net Assessed		7,107,521
Net Assessed Under Protest		

Public Service
Total PS Value 24 3,562,528
TIF Increment Value
Net Assessed 3,562,528

District Totals
Total Gross Value 27,154,043
 Homestead Loss 963,221
 Other Exemption Loss 261,223
TIF Increment Value
Retained TIF Value
Net Assessed Value 25,929,599

Net Assessed Under Protest
 * Public Service Protests Values are not included on this report.

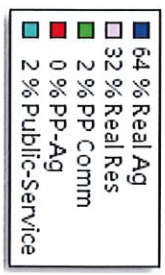
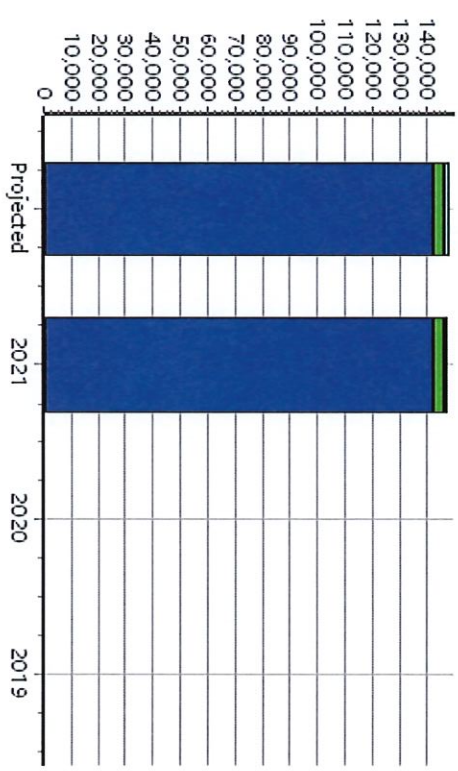
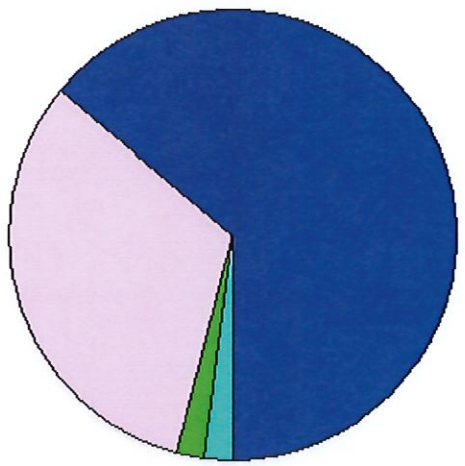


Real	Count	Value
Agricultural	37	98,063
Commercial	0	0
Residential	3	48,948
Total Real Value	40	147,011
Homestead	5	5,000
Veteran	0	0
Other	0	0
Total Exempt	5	5,000
TIF Increment Value		
Net Assessed		142,011
Net Assessed Under Protest		
Senior Freeze	1	0
Capped Parcels	0	0

Personal	Count	Value
Agricultural	1	1,046
Commercial	2	2,712
Mobile Home	0	0
Total Personal	3	3,758
Total Exempt	0	0
TIF Increment Value		
Net Assessed		3,758
Net Assessed Under Protest		
Public Service		
Total PS Value	2	1,992
TIF Increment Value		
Net Assessed		1,992

District Totals	Count	Value
Total Gross Value		152,761
Homestead Loss		5,000
Other Exemption Loss		0
TIF Increment Value		
Retained TIF Value		
Net Assessed Value		147,761

Net Assessed Under Protest
 * Public Service Protests Values are not included on this report.



Real	Count	Value
Agricultural	1,070	2,778,160
Commercial	91	365,602
Residential	747	2,210,571
Total Real Value	1,908	5,354,333
Homestead	250	253,428
Veteran	13	76,117
Other	0	0
Total Exempt	270	329,545

TIF Increment Value
Net Assessed 5,024,788

Net Assessed Under Protest
 Senior Freeze 19 17,627
 Capped Parcels 434 719,368

Personal	Count	Value
Agricultural	65	543,644
Commercial	49	615,276
Mobile Home	14	19,671
Total Personal	128	1,178,591
Total Exempt	4	782

TIF Increment Value
Net Assessed 1,177,809

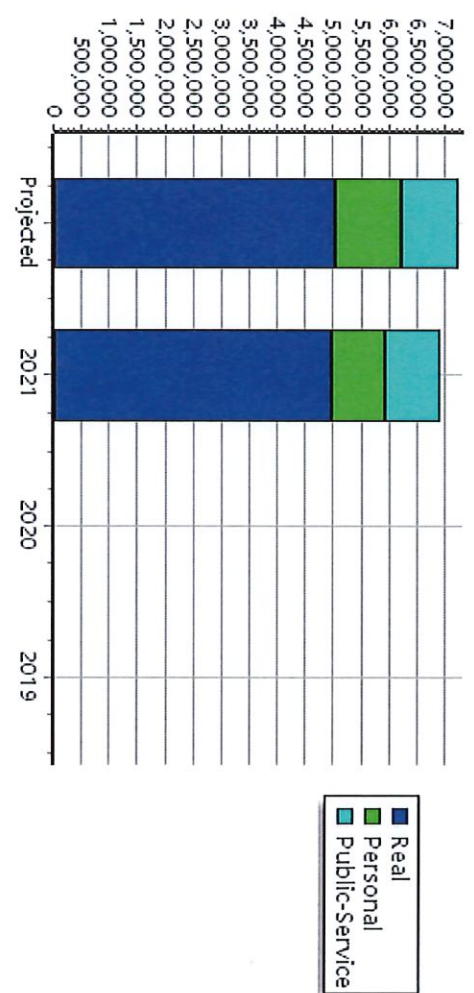
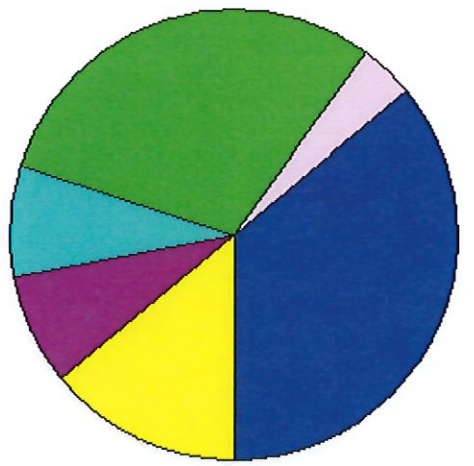
Net Assessed Under Protest
Public Service
Total PS Value 20 1,026,639

TIF Increment Value
Net Assessed 1,026,639

District Totals	Count	Value
Total Gross Value		7,559,563
Homestead Loss		253,428
Other Exemption Loss		76,899

TIF Increment Value
Retained TIF Value
Net Assessed Value 7,229,236

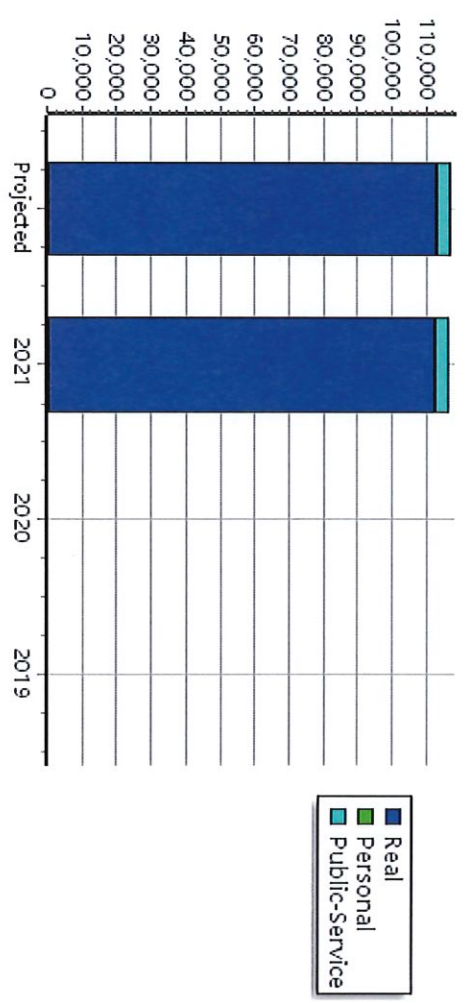

Net Assessed Under Protest
 * Public Service Protests Values are not included on this report.



Real	Count	Value
Agricultural	32	113,783
Commercial	0	0
Residential	0	0
Total Real Value	32	113,783
Homestead	1	1,000
Veteran	0	0
Other	0	0
Total Exempt	1	1,000
TIF Increment Value		
Net Assessed		112,783
Net Assessed Under Protest		
Senior Freeze	0	0
Capped Parcels	5	6,100
Personal	Count	Value
Agricultural	0	0
Commercial	0	0
Mobile Home	0	0
Total Personal	0	0
Total Exempt	0	0
TIF Increment Value		
Net Assessed		0
Net Assessed Under Protest		
Public Service	Count	Value
Total PS Value	3	4,214
TIF Increment Value		
Net Assessed		4,214

District Totals	
Total Gross Value	117,997
Homestead Loss	1,000
Other Exemption Loss	0
TIF Increment Value	
Retained TIF Value	
Net Assessed Value	116,997

Net Assessed Under Protest
 * Public Service Protests Values are not included on this report.



Real	Count	Value
Agricultural	290	930,395
Commercial	0	0
Residential	22	133,304
Total Real Value	312	1,063,699
Homestead	19	18,500
Veteran	3	38,959
Other	0	0
Total Exempt	22	57,459

TIF Increment Value

Net Assessed 1,006,240

Net Assessed Under Protest

Senior Freeze	0	0
Capped Parcels	41	72,679

Personal	Count	Value
Agricultural	16	122,072
Commercial	5	192,674
Mobile Home	1	274
Total Personal	22	315,020
Total Exempt	2	327

TIF Increment Value

Net Assessed 314,693

Net Assessed Under Protest

Public Service	Count	Value
Total PS Value	10	840,079

TIF Increment Value

Net Assessed 840,079

District Totals		
Total Gross Value		2,218,798
Homestead Loss		18,500
Other Exemption Loss		39,286

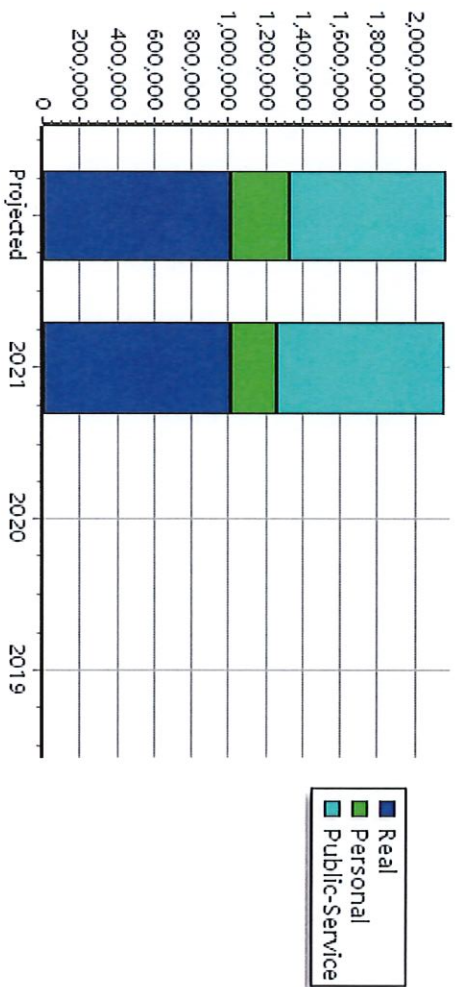
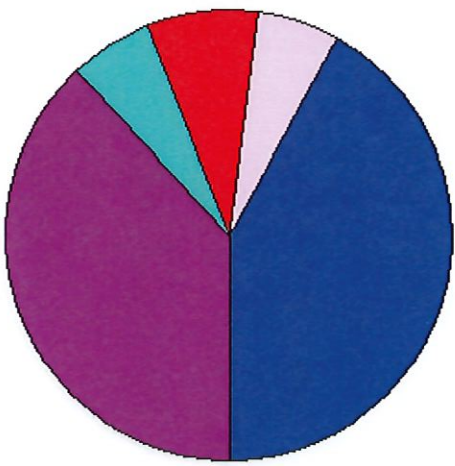
TIF Increment Value

Retained TIF Value

Net Assessed Value 2,161,012

Net Assessed Under Protest

* Public Service Protests Values are not included on this report.

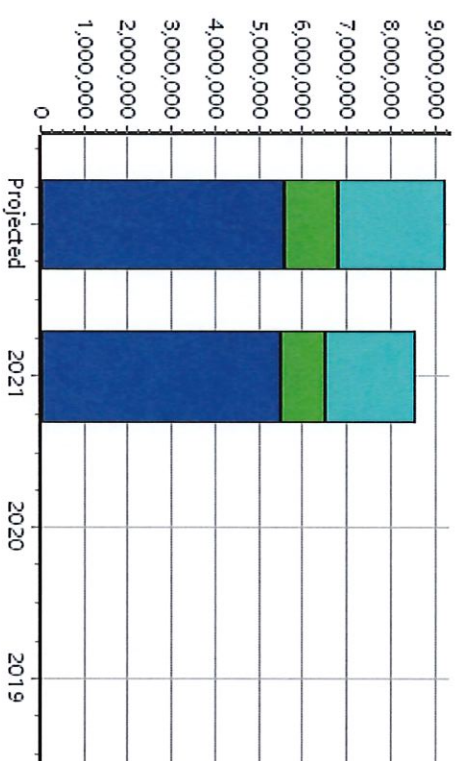
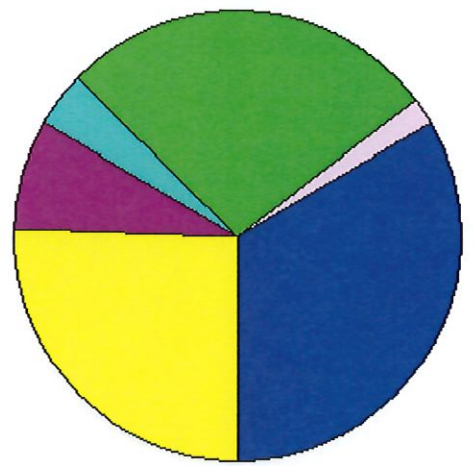


Real	Count	Value
Agricultural	948	3,272,743
Commercial	64	128,630
Residential	810	2,609,157
Total Real Value	1,822	6,010,530
Homestead	289	302,984
Veteran	16	130,068
Other	0	0
Total Exempt	324	433,052
TIF Increment Value		
Net Assessed		5,577,478
Net Assessed Under Protest		
Senior Freeze	25	12,728
Capped Parcels	432	669,057

Personal	Count	Value
Agricultural	77	836,928
Commercial	44	361,891
Mobile Home	8	17,724
Total Personal	129	1,216,543
Total Exempt	7	1,400
TIF Increment Value		
Net Assessed		1,215,143
Net Assessed Under Protest		
Public Service		
Total PS Value	25	2,431,567
TIF Increment Value		
Net Assessed		2,431,567

District Totals	Value
Total Gross Value	9,658,640
Homestead Loss	302,984
Other Exemption Loss	131,468
TIF Increment Value	
Retained TIF Value	
Net Assessed Value	9,224,188

Net Assessed Under Protest
 * Public Service Protests Values are not included on this report.

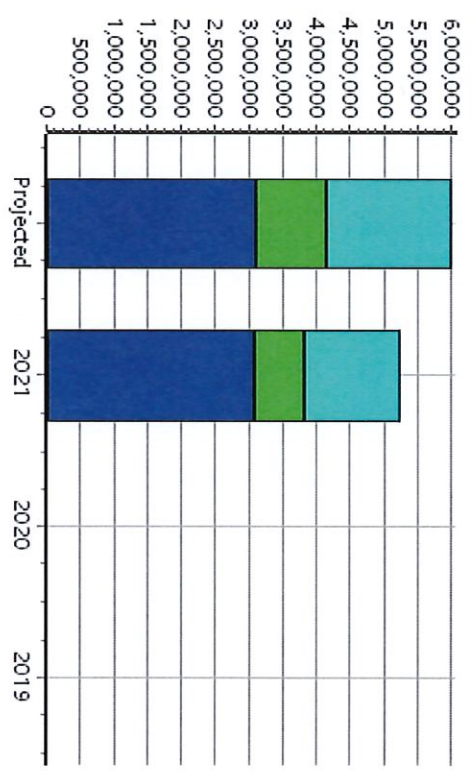
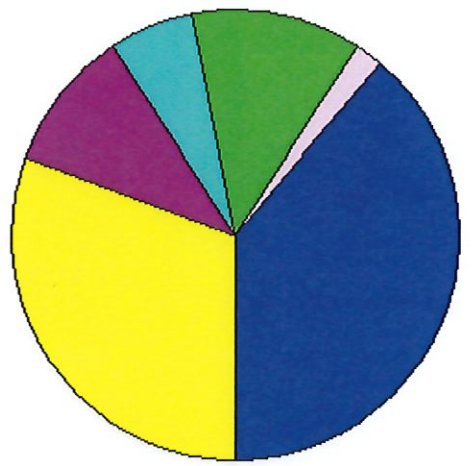


Real	Count	Value
Agricultural	638	2,380,236
Commercial	28	91,652
Residential	276	761,718
Total Real Value	942	3,233,606
Homestead	121	122,456
Veteran	3	9,812
Other	0	0
Total Exempt	128	132,268
TIF Increment Value		
Net Assessed		3,101,338
Net Assessed Under Protest		
Senior Freeze	7	15,651
Capped Parcels	206	192,294

Personal	Count	Value
Agricultural	38	656,264
Commercial	16	368,842
Mobile Home	4	6,626
Total Personal	58	1,031,732
Total Exempt	4	800
TIF Increment Value		
Net Assessed		1,030,932
Net Assessed Under Protest		
Public Service		
Total PS Value	17	1,860,462
TIF Increment Value		
Net Assessed		1,860,462

District Totals	Count	Value
Total Gross Value		6,125,800
Homestead Loss		122,456
Other Exemption Loss		10,612
TIF Increment Value		
Retained TIF Value		
Net Assessed Value		5,992,732

Net Assessed Under Protest
 * Public Service Protests Values are not included on this report.



Real	Count	Value
Agricultural	4,852	16,892,542
Commercial	502	3,075,264
Residential	4,370	15,174,244
Total Real Value	9,724	35,142,050
Homestead	1,691	1,727,549
Veteran	69	538,482
Other	0	0
Total Exempt	1,824	2,266,031

TIF Increment Value

Net Assessed **32,876,019**

Net Assessed Under Protest

Senior Freeze 104 86,954

Capped Parcels 2,519 4,212,821

Personal	Count	Value
Agricultural	428	3,964,363
Commercial	347	7,744,113
Mobile Home	35	54,804
Total Personal	810	11,763,280
Total Exempt	23	4,509

TIF Increment Value

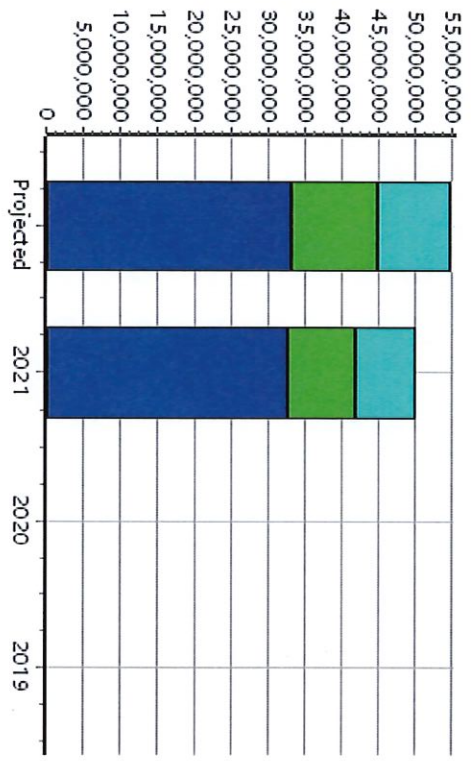
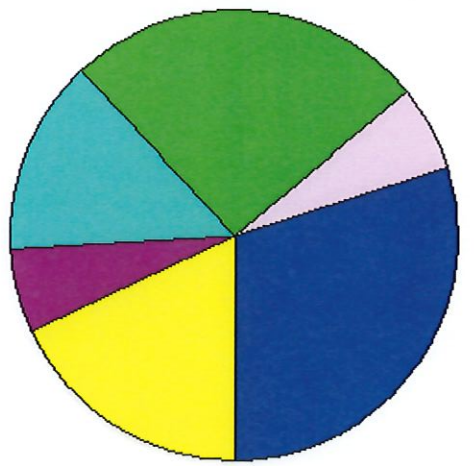
Net Assessed **11,758,771**

Public Service	Count	Value
Total PS Value	110	10,001,135
TIF Increment Value		10,001,135

District Totals	
Total Gross Value	56,906,465
Homestead Loss	1,727,549
Other Exemption Loss	542,991
TIF Increment Value	
Retained TIF Value	
Net Assessed Value	54,635,925

Net Assessed Under Protest

* Public Service Protests Values are not included on this report.



Real
Personal
Public-Service